

Nottinghamshire Children's Trust Board
Monday 20th September 2010

**The Nottinghamshire Pathway To
Provision**

Chris Jones, Head of Service for Integrated Services



What is the Pathway to Provision?

- Provides definitions and indicators for practitioners to assist in the identification of levels of need for children and young people, including thresholds for Social Care
- Includes guidance on when to commence the Common Assessment Framework (CAF) and/or make a referral to a Joint Access Team (JAT)
- Includes “step up and down” processes for referrals to Children’s Social Care including the expectation *that most referrals will be supported by a completed CAF*
- On line resource available on the Family Information Service web site from the 31st October 2010



Why do we need thresholds guidance?

Department for Education- Improvement Notice (June 2010)

- **“The Council must take action to have clear multi-agency thresholds in place, shared with and understood by all partners, in order for children and young people to access appropriate services and to ensure consistent and high quality referrals from other agencies.”**
- **“the implementation of the common assessment framework (CAF) has been slow to develop” (Ofsted report 21st May p8)**



Why do we need thresholds guidance?

- **Referrals to Children's Social Care:**

From 6,164 in year June 2008/09, to 9,786 in year June 2009/10. An increase of 59%. National increase 16%

- **Looked After Children:**

From 501 in July 2008 to 623 in June 2010, an increase of 25% over the last two years. National increase 17%.

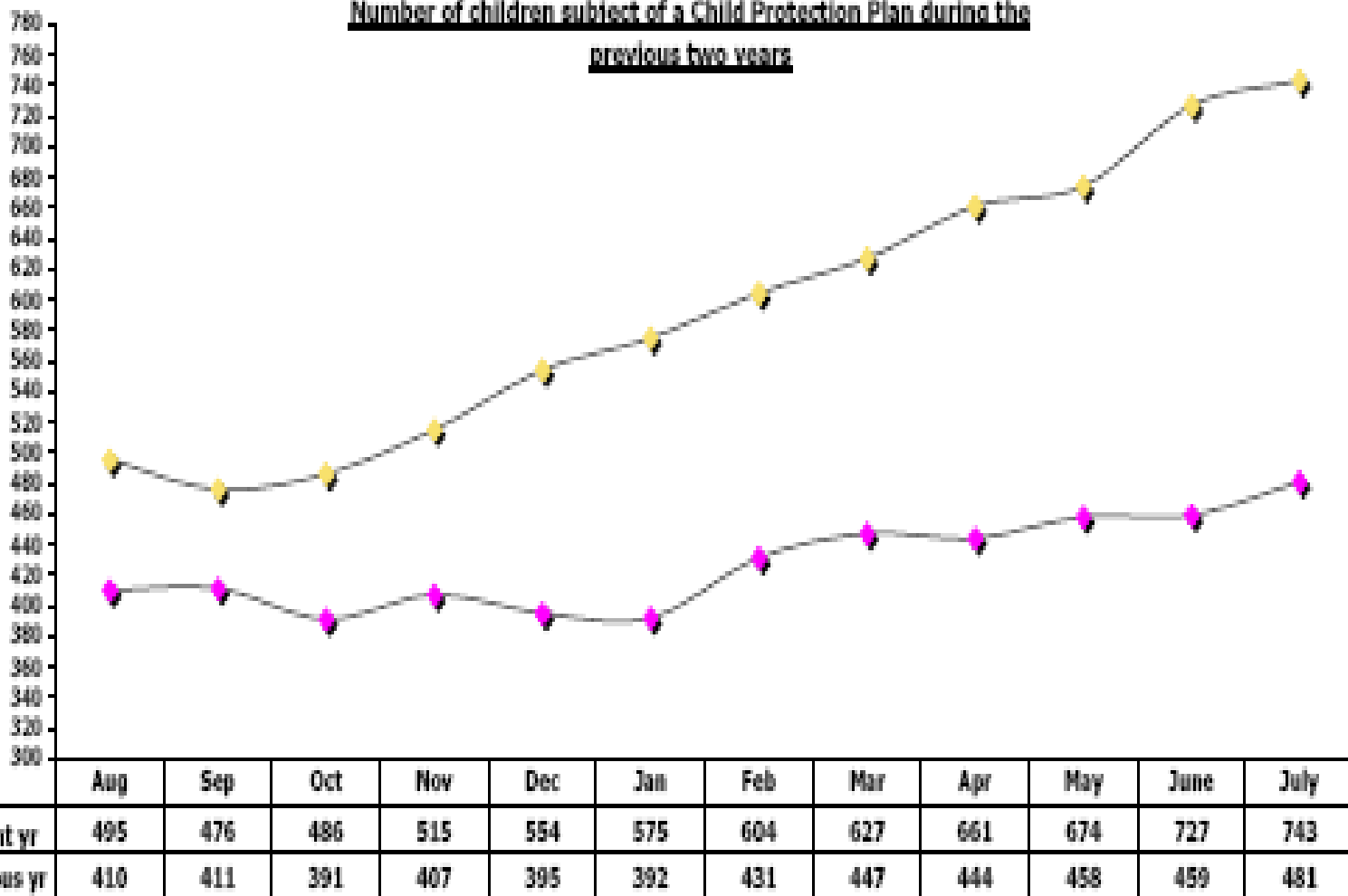
19 Authorities saw an increase greater than 50% over the period.

- **Children with child protection plans:**

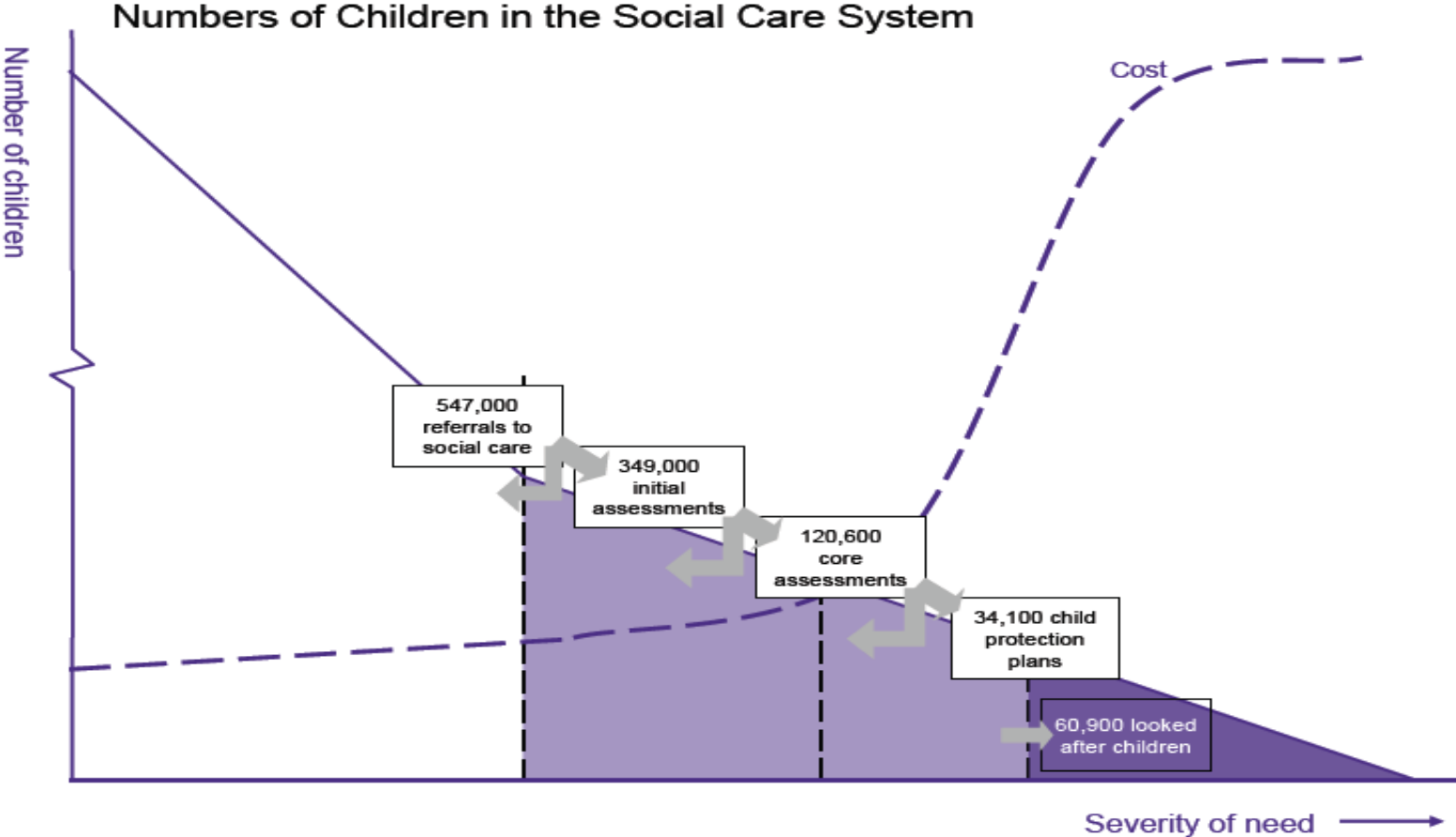
From 398 in July 2008 to 727 in June 2010, an increase of 83% over a two year period. National increase 30% in the last year



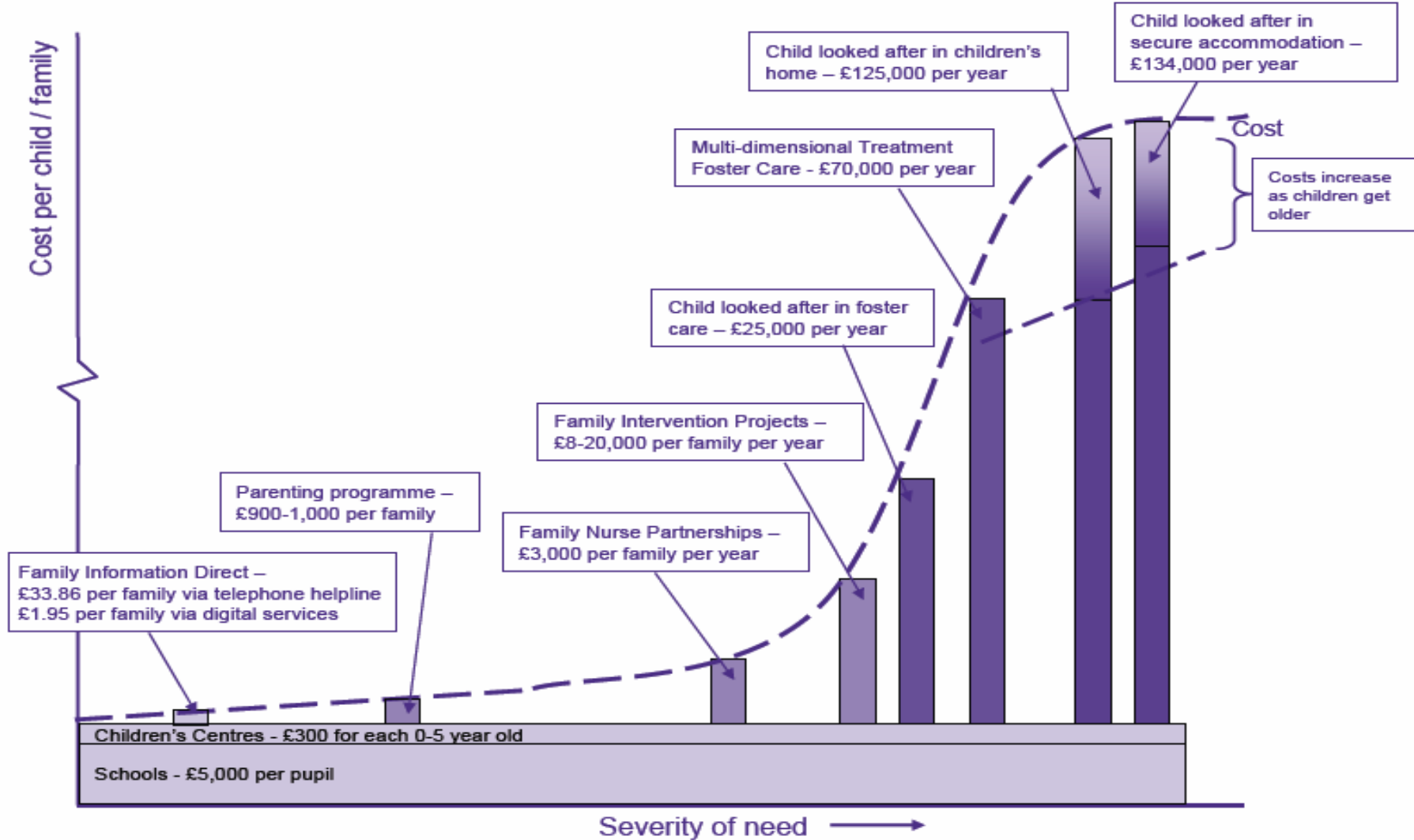
Number of children subject of a Child Protection Plan during the previous two years



National Context



National Context



Pathway to Provision roll out programme

- **A high level partnership team established to lead roll-out and embed in practice**
- **District launch events in October – key partners invited including all schools**
- **Briefing sessions for key staff groups, September to November, i.e. Schools, Social Workers, Health providers, Police etc.**



What is required to make the Pathway work?

- **Senior level support from partners across the Children's Trust to embed pathway to provision, membership of implementation team**
- **Building on the JAT model to support early intervention. £0.5 million additional Council budget to support early intervention & family support**



What will successful implementation of the Pathway to Provision achieve?

- **Effective Children's Services which improve children's life chances at lower cost**
- **Assessments completed at the right time, appropriate support provided at the earliest opportunity**
- **Reduction in demand on high cost specialist services**
- **A structure in place building on the JAT model to support early intervention and family support**



Pathway to Provision

www.nottinghamshire.gov.uk/pathwaytoprovision

